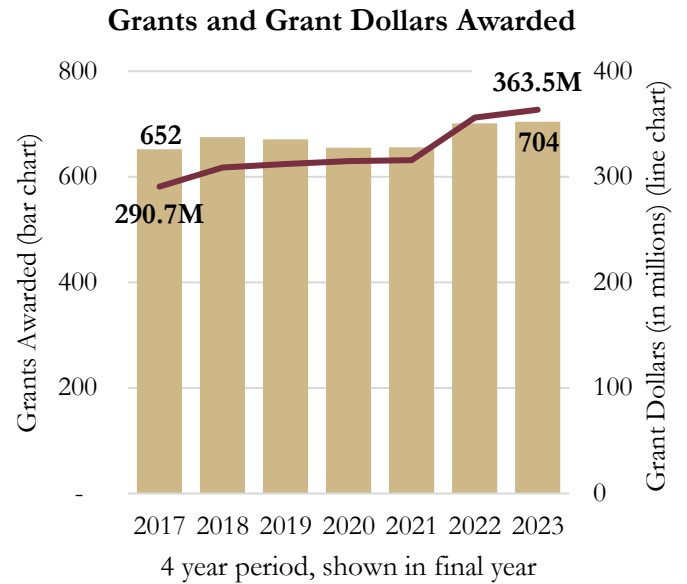
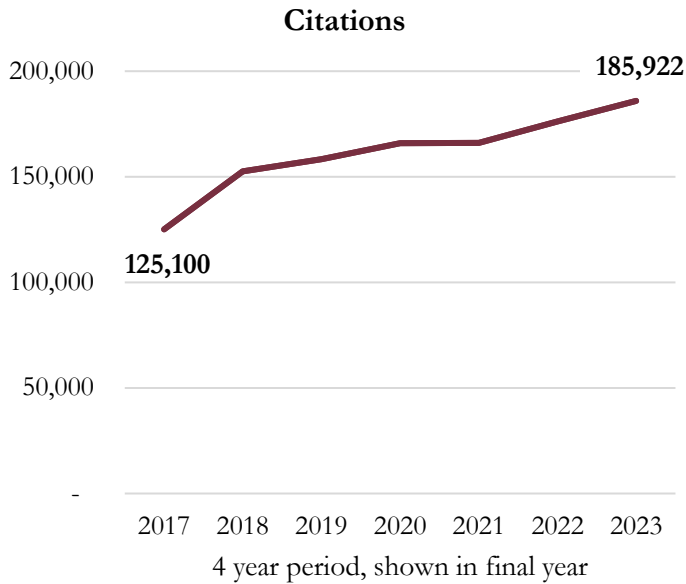
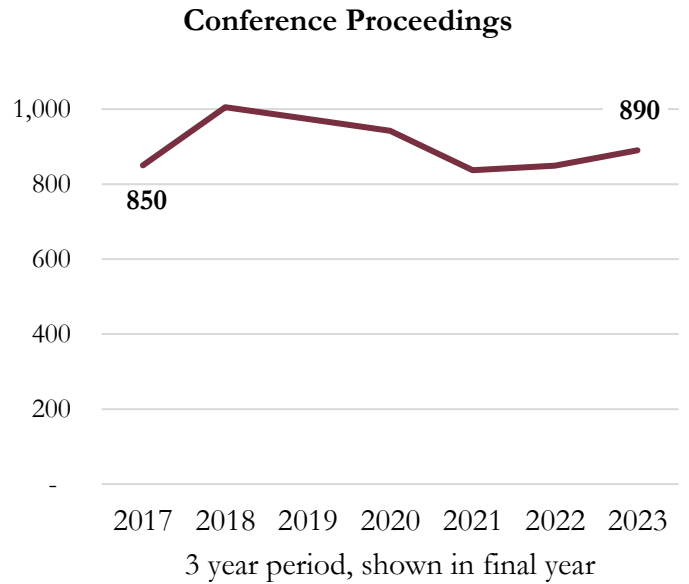
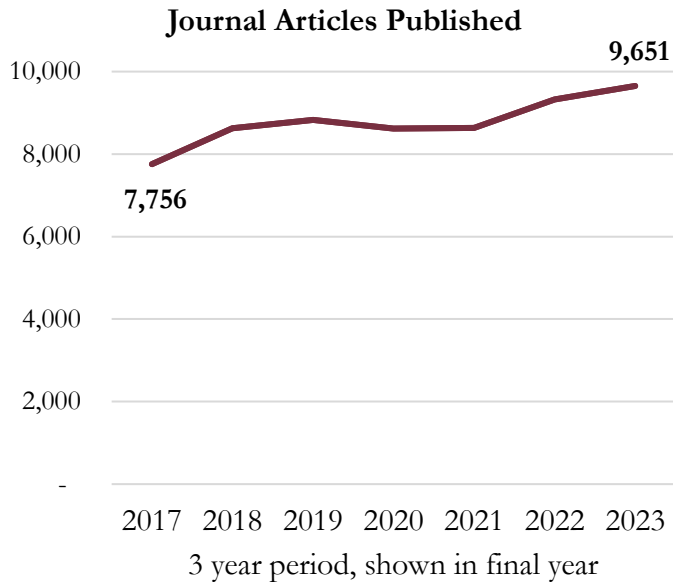


Faculty Research Productivity

Each year Florida State University submits a roster of faculty involved in research to Academic Analytics to process the statistics contained in this report. Academic Analytics compiles data on scholar research productivity at the individual and academic unit levels. The statistics follow the faculty member; actual numbers may vary based on faculty university transitions.



Metric	Years*	2017	2018	2019	2020	2021	2022	2023
Awards Count	Varies	874	963	1,046	1,050	1,092	1,147	1,234
Books	9	776	755	728	629	596	581	578
Citations	4	125,100	152,638	158,343	165,920	165,984	176,184	185,922
Conference Proceedings	3	850	1,005	974	942	837	849	890
Faculty Count	1	1,062	1,148	1,162	1,093	1,101	1,130	1,188
Grant Dollars (in millions)+	4	290.7	308.7	312.1	314.8	315.6	356.0	363.5
Grants Count+	4	652	675	671	655	656	701	704
Journal Articles	3	7,756	8,625	8,827	8,620	8,638	9,326	9,651
Patents	9	336	362	393	393	395	404	395

*Years represents time-period in years of metric. Time-period ends in year listed in the column header.

+Includes only federal grants.

Source: Academic Analytics Files